









# BLADE 180 CFX HELICOPTER 7075 Aluminum/Carbon Fiber Tail Pitch Lever INSTRUCTION

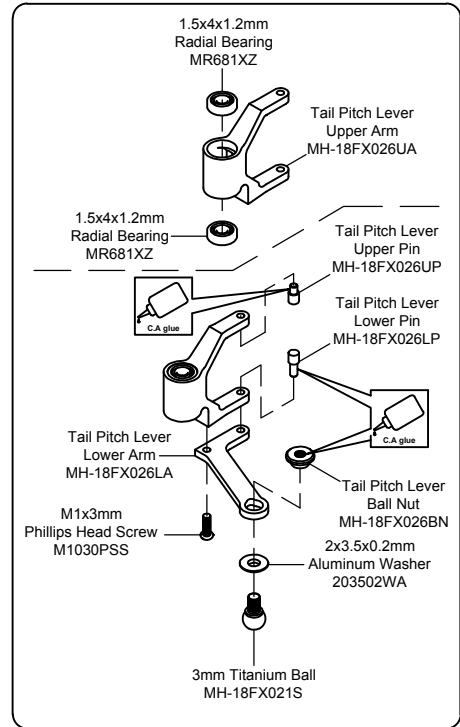
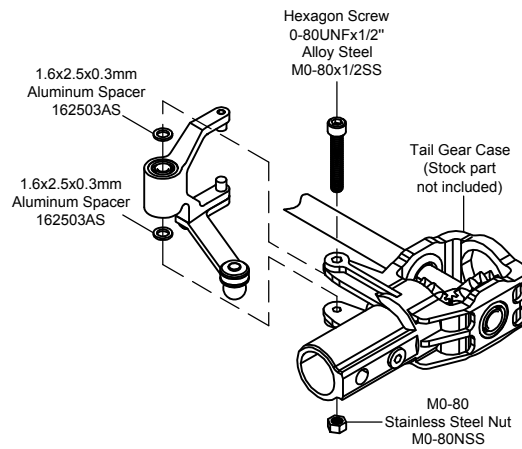
MICROHELI CO., LTD.

COPYRIGHT © 2017 MICROHELI®

## 1 7075 ALUMINUM/CARBON FIBER TAIL PITCH LEVER MH-18FX026

 Apply Loctite to all screws

M0-80 Stainless Steel Nut		.....x1
3mm Titanium Ball		.....x1
1.6x2.5x0.3mm Aluminum Spacer		.....x2
2x3.5x0.2mm Aluminum Washer		.....x1
1.5x4x1.2mm Radial Bearing		.....x2
M1x3mm Phillips Head Screw		.....x1
Hexagon Screw 0-80UNFx1/2"		.....x1



 Apply Loctite  Apply C.A glue

**CAUTION: Please check your model helicopter carefully before attempt to fly!**

REV. 18FX026-171214-01