

BLADE 180 CFX HELICOPTER Aluminum Tail Servo Mount INSTRUCTION

MICROHELI CO., LTD.

COPYRIGHT © 2017 MICROHELI®

1

ALUMINUM TAIL SERVO MOUNT MH-18FX021



Apply Loctite to all screws

M1.4x5mm Phillips Head Screw

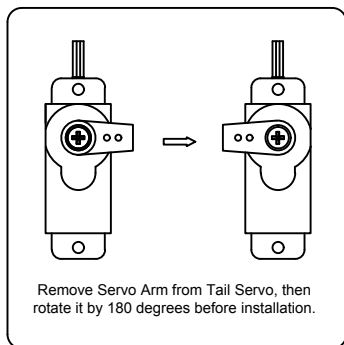


.....x2

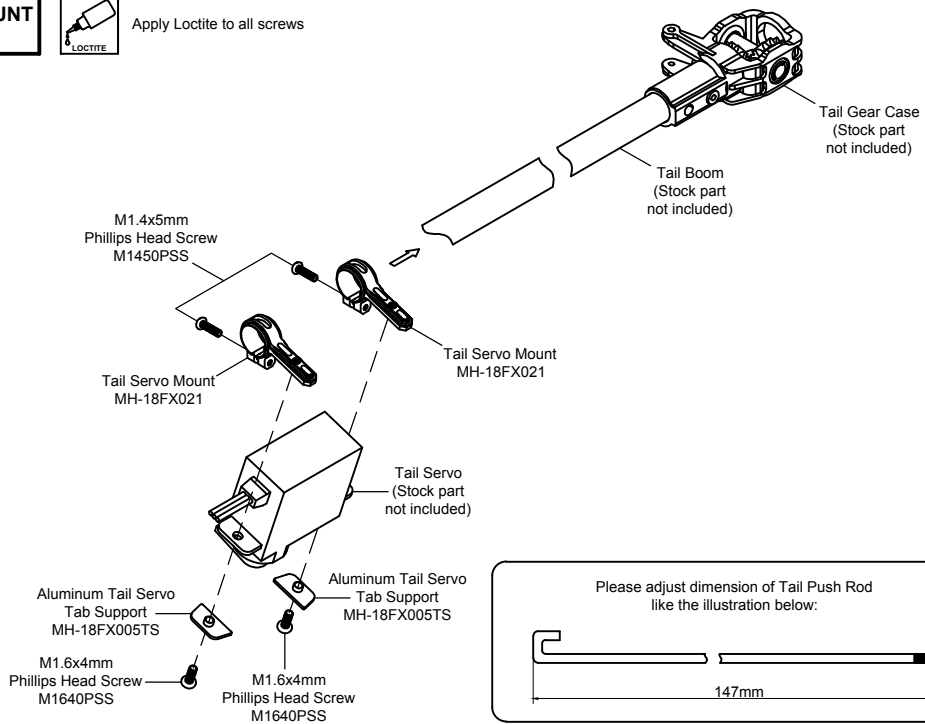
M1.6x4mm Phillips Head Screw



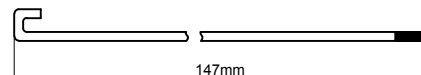
.....x2



Remove Servo Arm from Tail Servo, then rotate it by 180 degrees before installation.



Please adjust dimension of Tail Push Rod like the illustration below:



Apply Loctite

CAUTION: Please check your model helicopter carefully before attempt to fly!

REV. 18FX021-210115-01

01